








EWF3802AK

Features

-  Pass Band: 38.25 to 47 GHz
-  Insertion Loss: 3 dB, typical
-  Return Loss: 15 dB, typical
-  Reject Band: 34.5 to 36.5 GHz
-  Rejection: 18 dB, typical
-  Package size: 7x7 mm, 28 lead, QFN Air Cavity
-  RoHS Compliant


Device Photo



Description

Endwave's *EWF3802AK* is a band stop filter which provides a very consistent rejection band and achieves repeatable performance not otherwise achieved in fully SMT applications. Low insertion loss is 3 dB typical with pass band return loss typically 15 dB. The device can be used for a wide range of applications from defense electronics to commercial communication systems. All parts are tested and visually inspected to IPC-A-610.

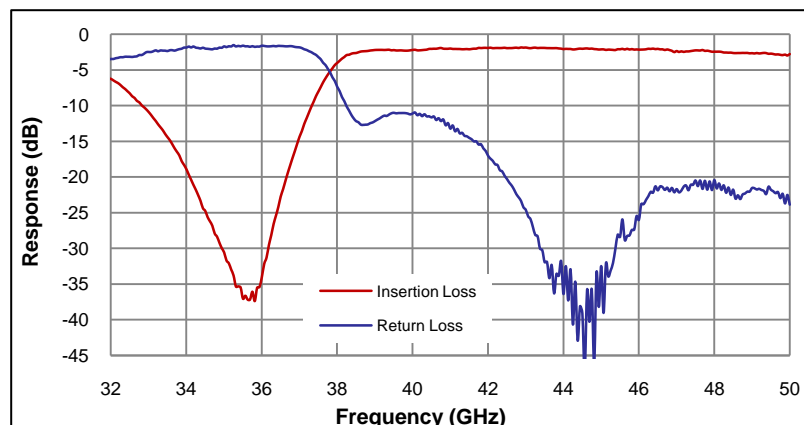
Block Diagram



Electrical Characteristics (Temperature = +25 °C)

Parameter	Min.	Typ.	Max.	Units
Pass Band Frequency	38.25		47	GHz
Insertion Loss		3	5	dB
Input & Output Return Loss	10	15		dB
Rejection Band Frequency	34.5		36.5	GHz
Rejection	15	18		dB

Response vs. Frequency



EWF3802AK

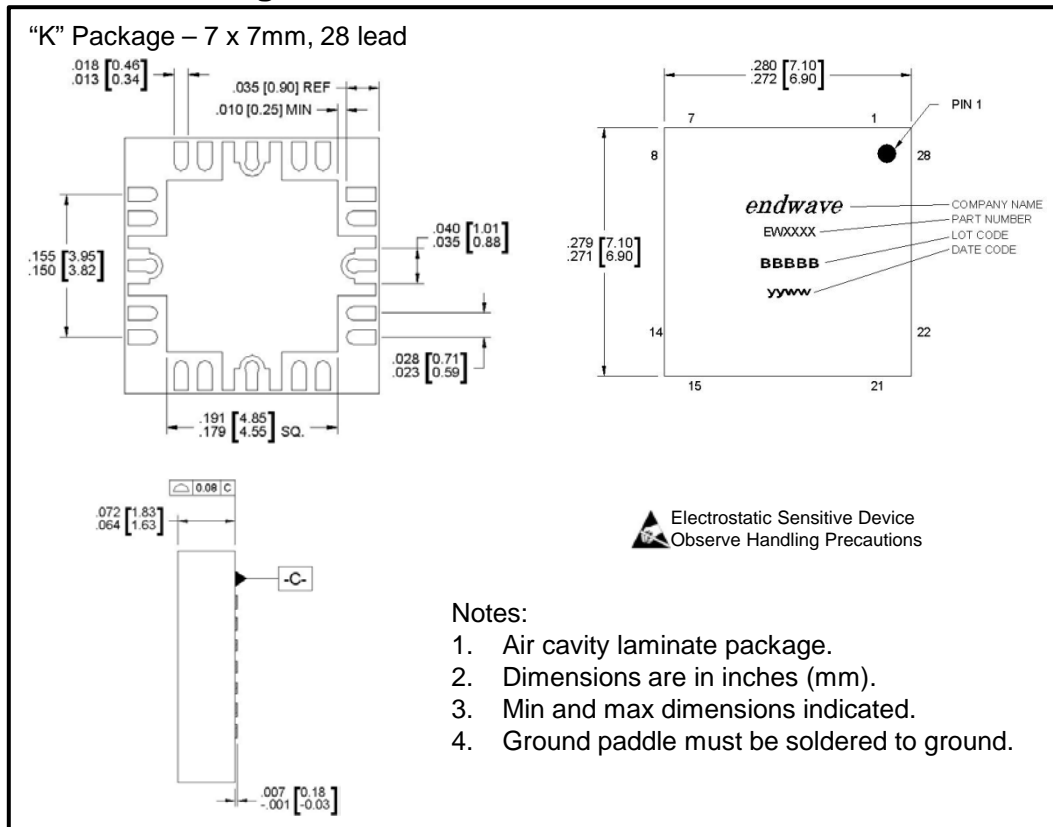
May 2010– Rev 1

Preliminary

DC & RF Pinout

Pin Number	Function
11	RF In
25	RF Out
3, 5, 10, 12, 17, 19, 24, 26, paddle	Ground
1, 2, 4, 6-9, 13-16, 18, 20-23, 27, 28	No connection

Outline Drawing



Absolute Maximum Ratings

Storage Temperature	-65 to +150°C
Operating Temperature	-40 to +85°C

Support Documentation

Support documentation including Assembly Notes, Application Notes and Qualification Procedures can be found on our website at www.endwave.com.

Ordering Information

Part Number	Description
EWF3802AK	RoHS compliant ,7 x 7mm, 28 lead, QFN "K" package